

CS320 Web and Internet Programming

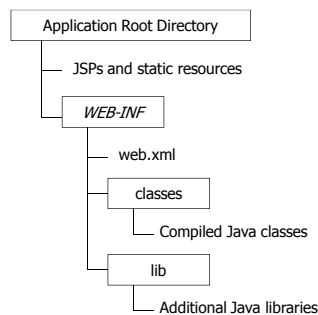
Introduction to Java Servlets

Chengyu Sun
California State University, Los Angeles

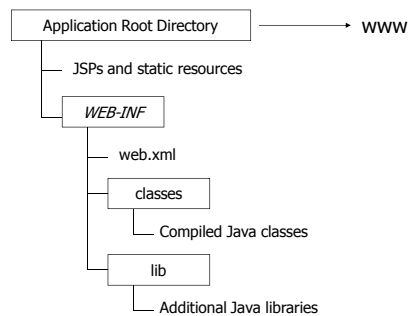
Java Web Application Components

- ◆ Compiled Java classes (.class files)
 - Servlets, beans, filters, ...
- ◆ Additional Java libraries (.jar files)
- ◆ JavaServer Pages (JSPs)
- ◆ Static resources
 - HTML, CSS, images, ...
- ◆ Metadata files
 - web.xml, ...

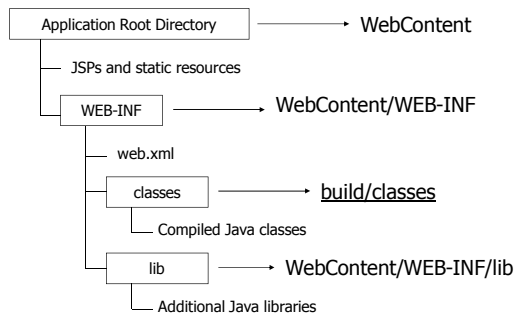
Directory Structure of a Java Web Application



Directory Structure on CS3



Directory Structure of an Eclipse Dynamic Web Project



Servlet HelloWorld

```
import java.io.*;
import javax.servlet.*;
import javax.servlet.http.*;
```

```
@WebServlet("/HelloWorld")
public class HelloWorld extends HttpServlet {
    public void doGet( HttpServletRequest request,
        HttpServletResponse response )
        throws ServletException, IOException
    {
        PrintWriter out = response.getWriter();
        out.println( "Hello World" );
    }
}
```

Some Simple Observations

- ◆ Inherits from `HttpServlet`
 - <http://download.oracle.com/javase/6/api/javax/servlet/http/HttpServlet.html>
 - There's no `main()` method
- ◆ `doGet()`
 - Input: `HttpServletRequest`
 - Output: `HttpServletResponse` → sent back to the client browser

Example: HelloWorld in HTML

- ◆ Modify the `HelloWorld` servlet to output in HTML

Generating HTML

- ◆ `HttpServletResponse`
- ◆ Set content type to "text/html"
 - `setContentType()`
- ◆ Generate an HTML page
 - `getWriter().println()`
 - ♦ `<html>`, `<head>`, `<body>` ...

Servlet Mapping

- ◆ `@WebServlet(<URL Pattern(s)>)`

Java Annotations

- ◆ Available since JDK 1.5 (Java 5)
- ◆ Data about a program that is not part of the program itself
- ◆ Can be used by compiler, VM, and other software tools for *various purposes*

Annotation Examples ...

- ◆ Error detection

```
@Override  
public String toString()
```

- ◆ Suppress warning

```
@SuppressWarnings("unchecked")  
public List<User> getAllUsers()  
{  
    return (List<User>) new ArrayList();  
}
```

... Annotation Examples

- ◆ Servlet mapping in Servlet 3.x Specification

```
@WebServlet("/HelloServlet")
public class HelloServlet extends HttpServlet
```

- ◆ Web service

```
@WebService
public class HashService {

    @WebMethod
    public String md5( String text )
}
```

@WebServlet

- ◆ <http://download.oracle.com/javaee/6/api/javax/servlet/annotation/WebServlet.html>

@WebServlet Elements for URL Patterns

- ◆ value

- URL pattern(s) of the servlet
- The default element

- ◆ urlPatterns

- Same purpose as value
- Usually used when more than one element is specified
- Only one of value and urlPatterns can be specified

@WebServlet Examples

```
@WebServlet( "/HelloServlet" )
@WebServlet( {"/HelloServlet", "/member/*"} )
@WebServlet( name="Hello", urlPatterns={"/HelloServlet", "/*.html"} )

@WebServlet(
    urlPatterns="/MyPattern",
    initParams={@WebInitParam(name="ccc", value="333")}
)
```

Wildcard in Servlet Mapping

- ◆ A string beginning with a / and ending with a /*
 - E.g. /*, /content/*
- ◆ A string beginning with a *.
 - E.g. *.html, *.do

See Servlet Specification 3.0, Section 12

Example: RequestCounter

- ◆ Display the number of times a servlet is requested

Servlet Life Cycle

- ◆ When the servlet is loaded – `init()`
 - Executed only once
 - Don't forget `super.init(config)`
- ◆ Per request – `service()`
 - dispatch to `doXXX()`
- ◆ When the servlet is unloaded – `destroy()`

Why Use `init()` Instead of Constructor

- ◆ Historical reasons – see http://csns.calstatela.edu/wiki/content/cysun/notes/servlet_data_init
- ◆ `ServletContext` cannot be accessed in a constructor

Example: SharedRequestCounter

- ◆ Use one servlet to count the number of requests, and another servlet to display the count

Sharing Data among Servlets

- ◆ `HttpServlet`
 - `getServletContext()`
- ◆ `HttpServletContext`
 - `setAttribute(String name, Object value)`
 - `getAttribute(String name)`

loadOnStartup

- ◆ By default, a servlet is not created until it is accessed for the first time
 - Could cause problem if one servlet must run before another servlet
- ◆ Use the `loadOnStartup` element of `@WebServlet` to have a servlet created during application startup

loadOnStartup Example

```
@WebServlet(  
    name="Hello",  
    urlPatterns={"/HelloServlet", "/*.html"},  
    loadOnStartup=1  
)
```

The value for `loadOnStartup` is the order in which the application server will start the servlets.

About web.xml

- ◆ Web application deployment descriptor
 - <web-app>
 - ◆ version
 - <welcome-file-list>
- ◆ More about web.xml in Java Servlet Specification

Debugging Servlets

- ◆ Using the Eclipse debugger
 - Set *break points*
 - Debug As → Debug on Server
- ◆ View the source of the generated HTML
 - View Source in browser
 - Validation
 - ◆ <http://validator.w3.org/>
 - ◆ Use the Web Developer addon of Firefox